

Slovak Republic



Population	5.428.704
Population aged 15-29 years old	19,6%
Population aged 65 years old and above	14,5%
Birth Rate	10,3
International migrant stock as a percentage of the total population	3,3%

1. Standards of living in Slovak Republic¹

The gross national income (GNI) in the Slovak Republic is 29910, and it is among the middle income countries within the PROMISE project (Fig.1.1). Also, 9% of the labour force is currently unemployed (Fig.1.3). Due to unfriendly regulations, doing business in the Slovak Republic is not easy (Fig.1.2). The perceived corruption is not high (Fig.1.4), but the Government effectiveness is rated as relatively low (Fig.1.5) in comparison to other PROMISE countries.

Fig. 1.1 GNI per capita, PPP (current international \$), 2016

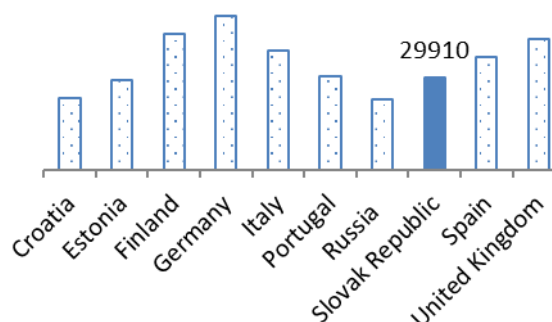


Fig. 1.2 Ease of doing business index (1=most business-friendly regulations), 2017

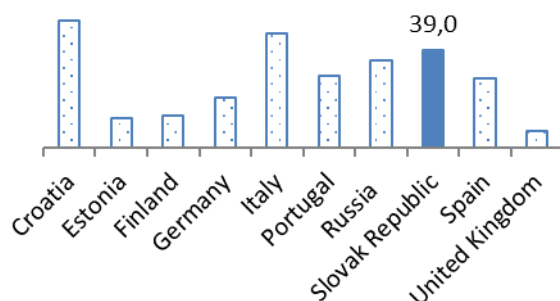


Fig. 1.3 Unemployment, total (% of total labor force) (modeled ILO estimate), 2017

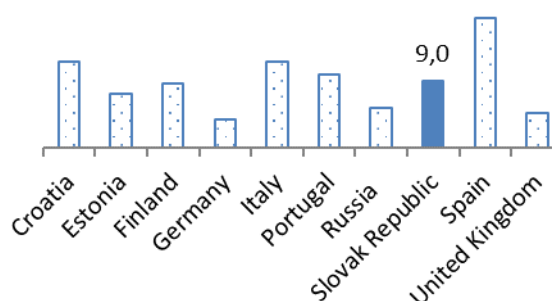


Fig. 1.4 Corruption Perception Index - Transparency International (1 to 100; 1= high corruption perceived), 2016

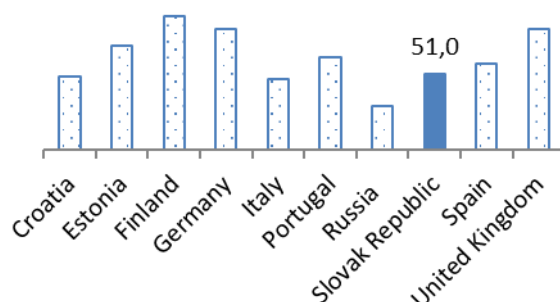
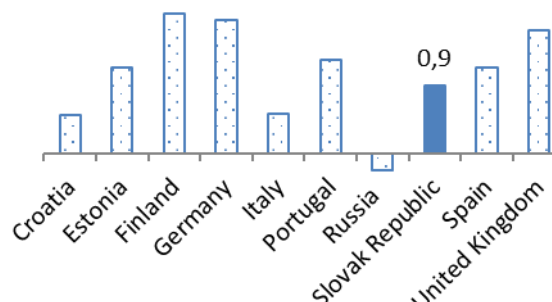


Fig. 1.5 Government Effectiveness: Estimate, 2014 (-2,5 to 2,5 -2,5=very low effectiveness perceived)



¹ Last available data. Sources: World Bank; Transparency International; Freedom House; Global Gender Gap Report (World Economic Forum); Eurostat; OECDStats. See Appendix for detailed references.
PROMISE (GA693221)

Fig. 1.6 Freedom of the press (0=best, 100=worst), 2017

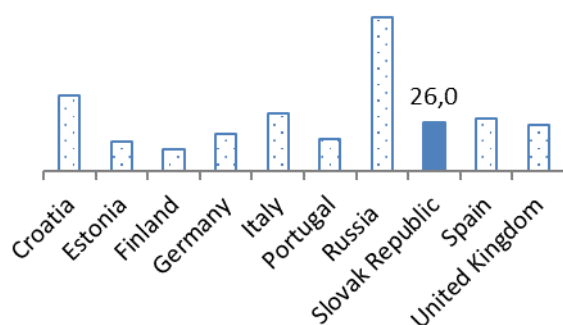
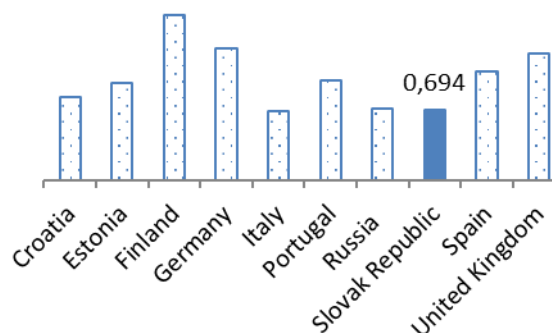


Fig. 1.7 Global Gender Gap Index (0 to 1, 1= gender equality), 2017



The Freedom House evaluates the freedom of the press through 23 methodology questions divided into three broad categories: the legal environment, the political environment, and the economic environment. These include measurements of the robustness of political news, the safety of journalists, the extent of state intrusion in media affairs, and an evaluation of any onerous legal or economic pressures the press are subject to. According to these criteria, the Slovakian press is reasonably free (26) and on a par with many of the other PROMISE countries (Fig.1.6).

Slovakia is also among those with the biggest gender gap (0,694, Fig.1.7) and ranks at the 74th position out of 144 in the Global Gender Gap Report 2017.

The Slovak Republic has a low share of the population achieving tertiary-level qualifications (22%) (Fig.1.8), but the percentage of internet users is relatively high (80,5%) (Fig.1.9).

Fig. 1.8 % People with tertiary education (25-64 years old), 2016

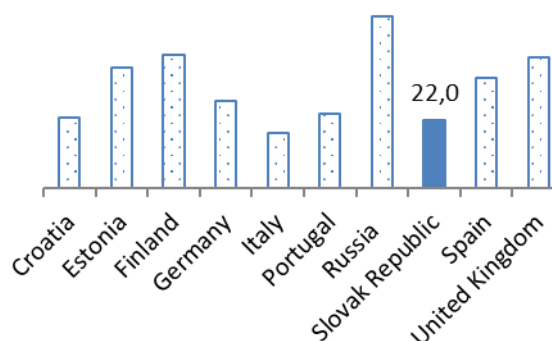
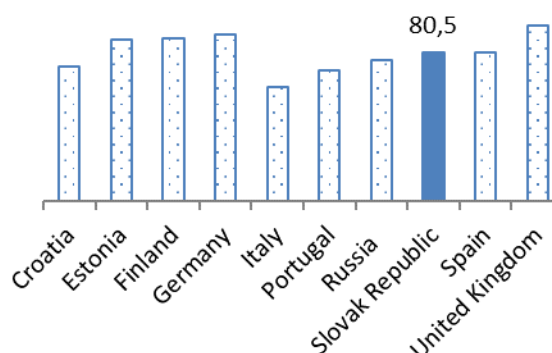


Fig. 1.9 Internet users (per 100 people), 2016



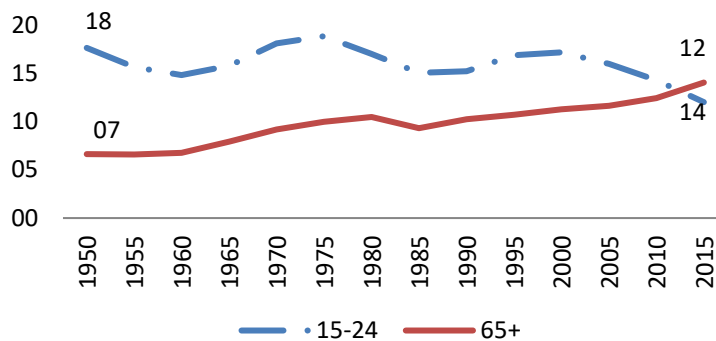
2. Being young in Slovak Republic

2.1 Demographic situation

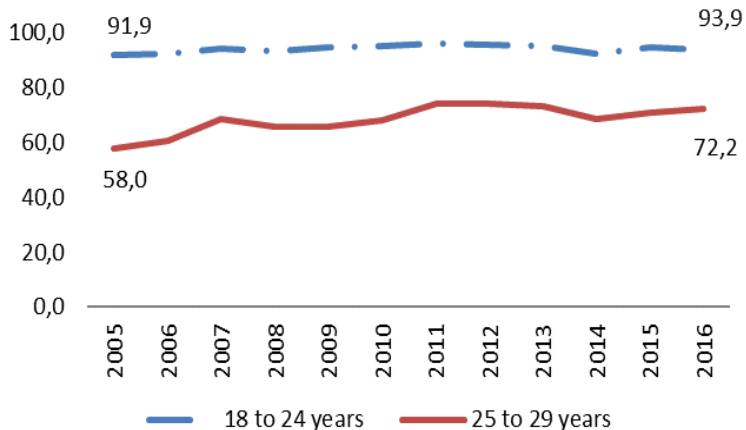
Since 1950, the share of youth aged 15 - 24 in the Slovak Republic has dropped from 18% to 12%, while the share of people aged 65 years and over has increased from 7% to 14% (Fig.2.1).

The percentage of young people aged 18-24 living with their parents in the Slovak Republic is very high (more than 90%), and was stable between 2005 and 2016. On the other hand, the share of young people aged 25-29 living with their parents has risen over time, from 58% in 2005 to 72% in 2016 (Fig.2.2).

**Fig. 2.1 Demographic trends in Slovak Republic
1950-2015: proportion of people aged 15-24
years old vs 65 years old and more**

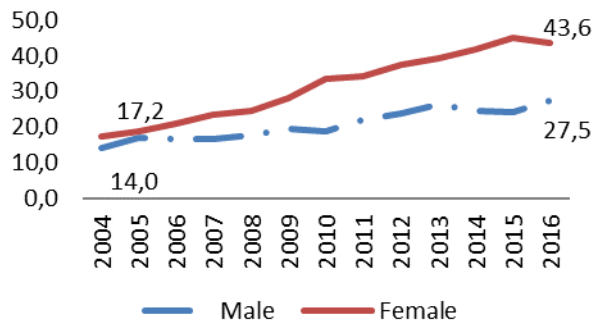


**Fig. 2.2. Percent of young people (18-29 years old)
living with parents 2005-2016**



2.2 Education & Labour market in Slovak Republic

Fig. 2.3 Percentage of young people aged 25-29 with tertiary education (2004-2016) by gender



There has been an increase in the percentage of young people completing tertiary education in the Slovak Republic between 2004 and 2016. The share of youth with a tertiary education steadily increased, especially among women. Today more than 40% of the women between 25-29 years old have a university degree in comparison to 27,5% of men (Fig.2.3).

The percentage of young people who are early leavers from education has been quite stable since 2002, and during the whole analysed period is less than 10% (Fig.2.4).

Over time, the share of young women and men who are not in employment, education or training (NEET) is quite stable, and in general, it is much higher among women than men (14%, vs. 3%, Fig.2.5).

Fig. 2.4 Early leavers from education and training by gender (2002-2016)

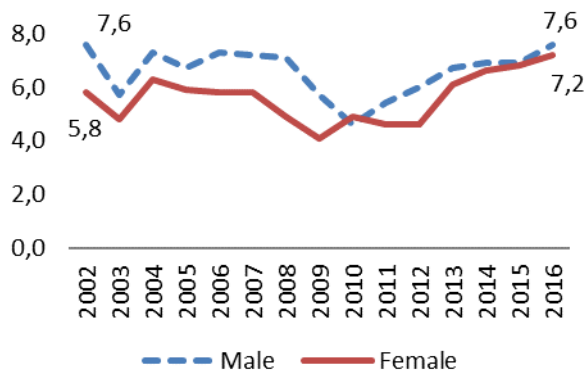
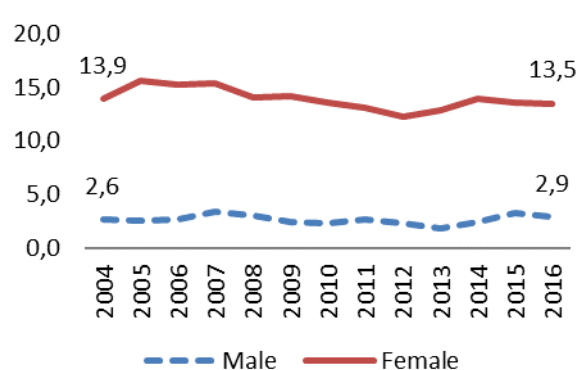
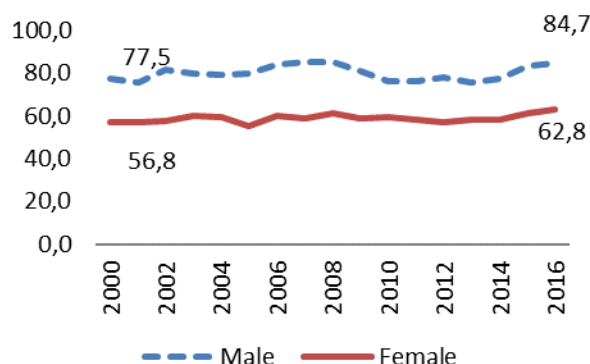


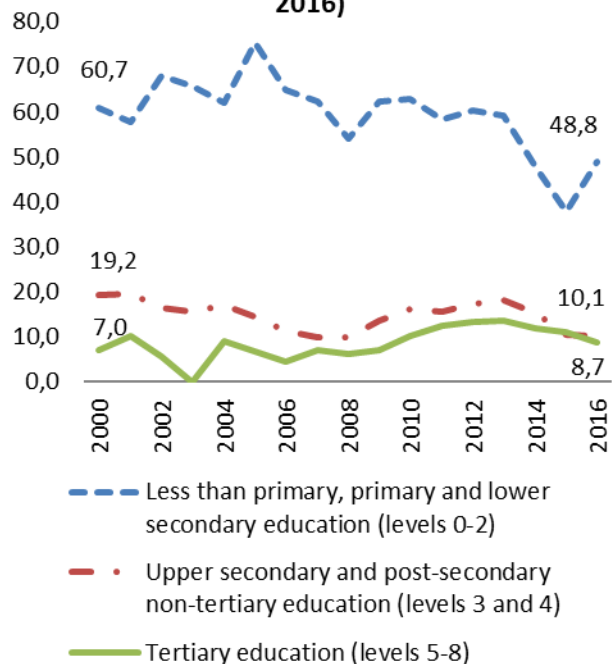
Fig. 2.5 Percentage of NEET aged 15-29 (2004-2016)



**Fig. 2.6 Youth (25-29 years old)
employment by gender (2000-2016)**



**Fig. 2.7 Slovakian youth
unemployment rate (25-29 years old)
by educational attainment (2000-
2016)**

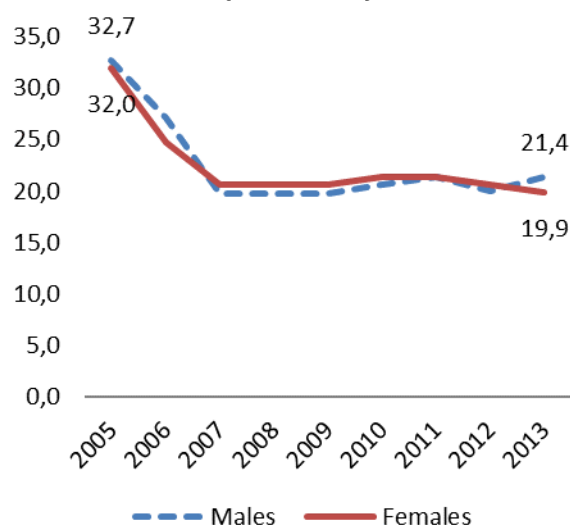


More than 60% of women and 80% of men aged 25-29 are currently employed in the Slovak Republic (Fig.2.6). In the period from 2002 to 2016 employment rates for both women and men steadily increased (Fig.2.6).

In the same period, young people with the lowest education were the most affected by unemployment; in 2016 almost 50% of them were unemployed (Fig.2.7). Among those with secondary and tertiary education the unemployment rate is much lower (around 10% in 2016). The unemployment rate among young people who had completed secondary education declined between 2002 and 2016, while among those with tertiary education it remained quite stable (Fig.2.7).

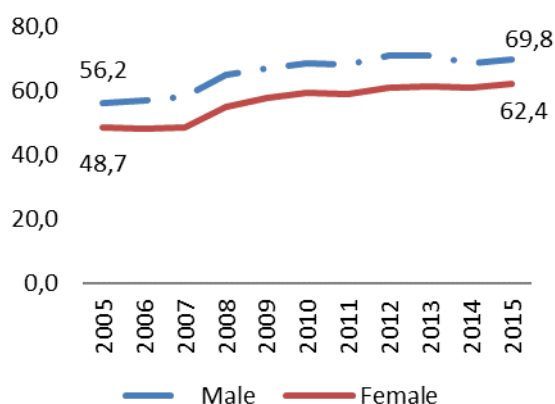
Regardless of gender, the risk of poverty or exclusion declined between 2005 and 2013, and currently one fifth of Slovakian youth are at risk of poverty (Fig.2.8).

**Fig. 2.8 Slovakian youth at risk of
poverty or exclusion rate by gender
(2005-2013)**



2.3 Health and well-being

Fig. 2.9 Percentage of young people who perceive their health as good/very good by gender and age groups (2005-2015)



Slovakian youth who perceive their health as good or very good increased from about 53% in 2005 to about 66% in 2015. This increase was similar among women and men (Fig. 2.9).

In 2014, there were no reported depressive symptoms among the youngest ones, while among older age groups around 2% of men and women reported experiencing current depressive symptoms.

Between 2002 and 2010 the suicide rate per hundred thousand inhabitants (Fig. 2.11) was quite stable among women, while among men the suicide rate declined from 20 to 15. Generally, this rate is approximately four times higher among men than among women.

Fig. 2.10 Percentage of youth with current depressive symptoms by gender and age group (2014)

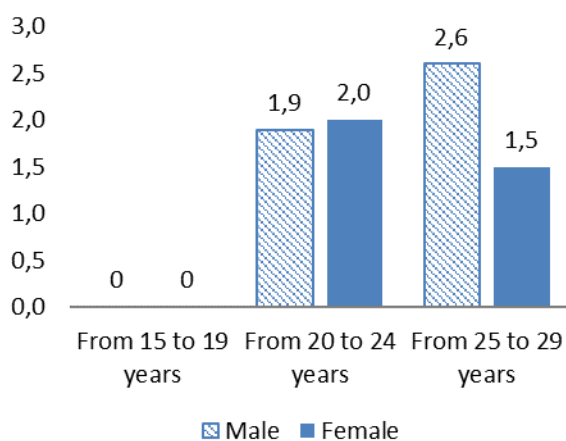
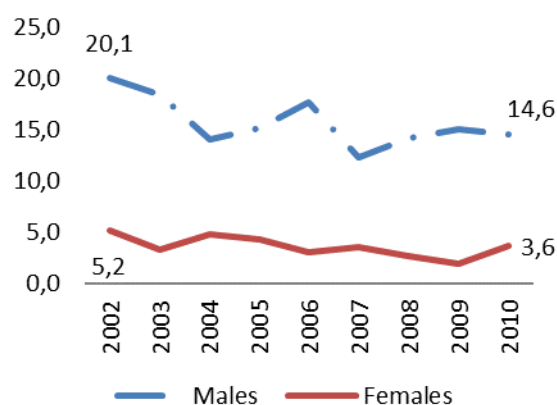


Fig. 2.11 Crude death rate per hundred thousand inhabitants by suicide of young people (2000-2010)



2.4 Use of Substances and Crime

In 2015 (Fig. 2.12) about 63% of Slovak youth reported having drunk alcohol in the last month, about 35% of them smoked tobacco, and 6,5% used illegal drugs. Men in comparison to women were heavier users of all substances.

Between 2009 and 2015 the numbers of male juvenile prisoners decreased from 28 to 17, while numbers remained steady for women at 0,6 (Fig. 2.13). Generally, the rate of juvenile prisoners is much higher for young men than for young women.

Fig. 2.12. Percentage of aged 15-29 who in the last month used... (2015)

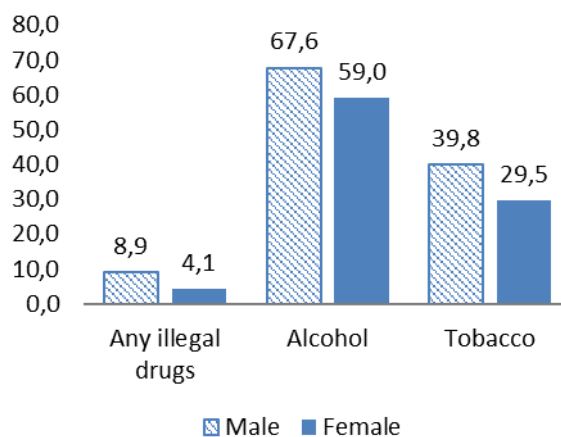
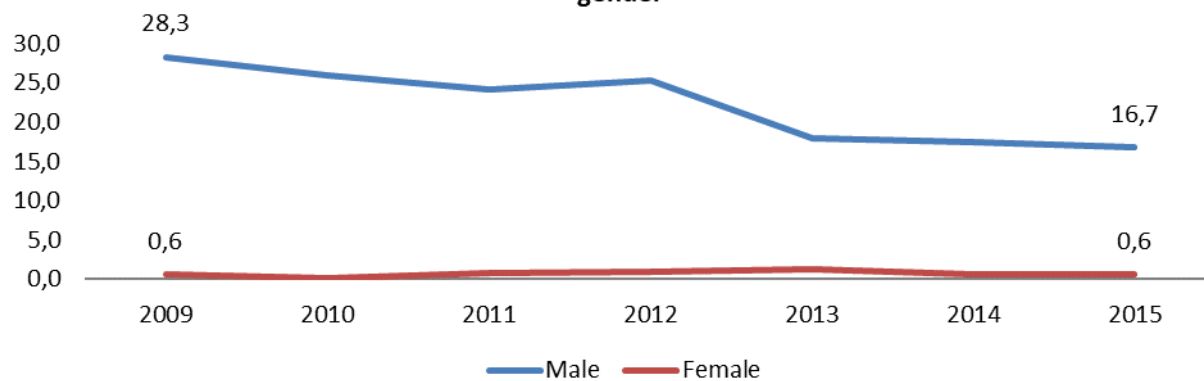


Fig. 2.13 Juvenile prisoners per hundred thousand inhabitants (2010-2015) by gender

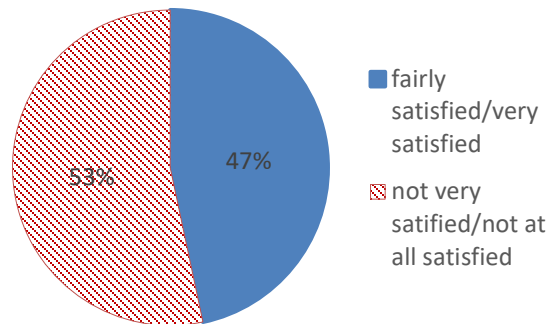


3. What do young people in the Slovak Republic think and feel?

This section aims to provide an overview of young Slovaks' perception and evaluation about the current situation in their country and how they feel in such context. Youth in the Slovak Republic are mainly dissatisfied with the way democracy works in their country. They rate the national economy and employment situation negatively, and the majority think the economic situation will stay the same in the future. Additionally, the majority think that Slovakian youth have been, at least in some way, marginalized by economic crises. More than half think that the impact of the economic crisis on the job market has already reached its peak. Also, half of them think that the education system in the Slovak Republic is not very well adapted to the real needs of the labour market, and feel pessimistic regarding the direction things are heading in both the Slovak Republic and in Europe. Young people in the Slovak Republic express trust in the army but about half express distrust in the police, as well as in the justice system. The majority of young people in the Slovak Republic do not trust political parties and national parliament, but about half do trust the local public authorities and the EU. Youth in the Slovak Republic mostly perceive that their voice is heard at the national but not at the European level. The large majority of Slovakian youth don't think that immigrants positively contribute to the Slovak Republic, or that they should help refugees. Despite, in general, presenting a critical evaluation of the Slovakian context, young people appear quite satisfied with their personal lives, and are optimistic about their personal futures.

3.1.1 Slovak and European situation

Fig. 3.1. Are you satisfied with the way democracy works in Slovak Republic?



About half of young respondents are not satisfied with the way democracy works in the Slovak Republic (Fig.3.1). Those who are not satisfied with the way democracy works in the Slovak Republic are more frequently men than women and youth from older age groups than the youngest age group (15-19 years) (Fig.3.2).

Fig. 3.2 Young people not satisfied with democracy in Slovak Republic by gender and age

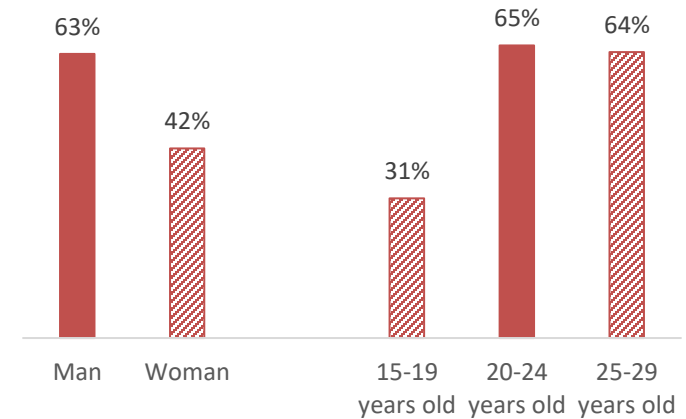


Fig. 3.3 How would you rate the situation of the Slovak economy

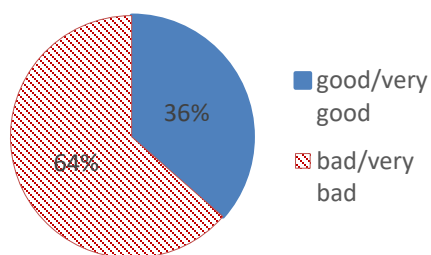


Fig. 3.4 What are your expectations for the next 12 months: the Slovak economy will be...

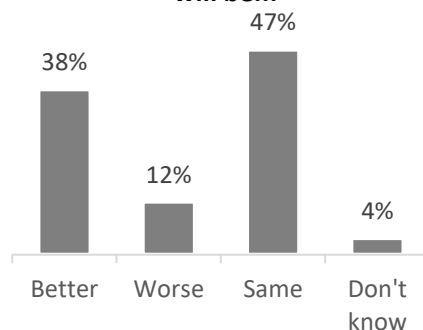
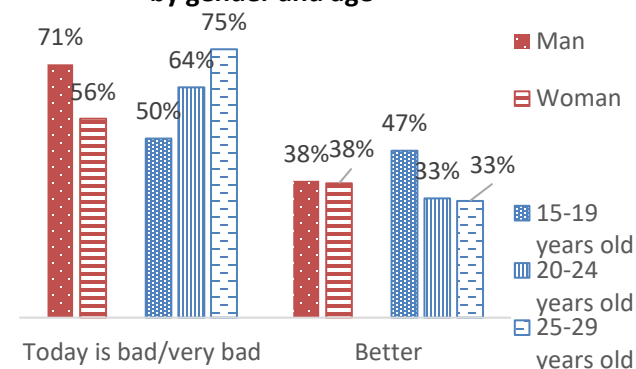


Fig. 3.5 Evaluation on the current Slovak economy and expectations for the future by gender and age



More than two thirds of Slovak youth rate the national economy and employment situation negatively (64%, 69% respectively, Fig. 3.3, Fig. 3.6). Such negative evaluations are more characteristic for youth in the older age groups (20-24; 25-29) than the younger one, and among men then among women (Fig.3.5, Fig.3.8). While half of Slovak youth think that the economic and employment situation will not change in the next year, more than one third are optimistic in this regard (Fig. 3.4, Fig. 3.7). Young people aged 15-19 appear the most optimistic about a positive change regarding the country's economic and employment situation (Fig. 3.5, Fig.3.8).

Fig. 3.6 How would you rate the employment situation in Slovak Republic?

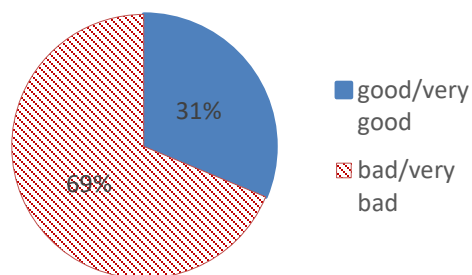


Fig. 3.7 What are your expectations for the next 12 months: the employment situation in Slovakia will be..

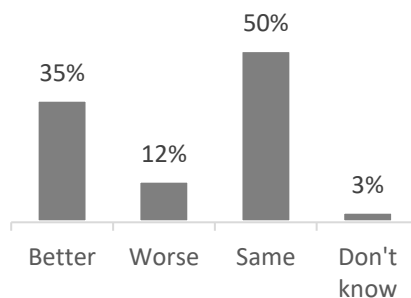


Fig. 3.8 Evaluation on the current Slovak employment, and expectations for the future by gender and age

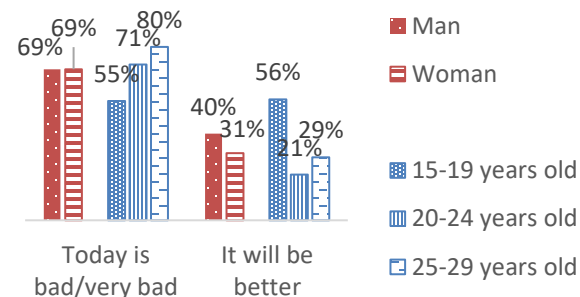
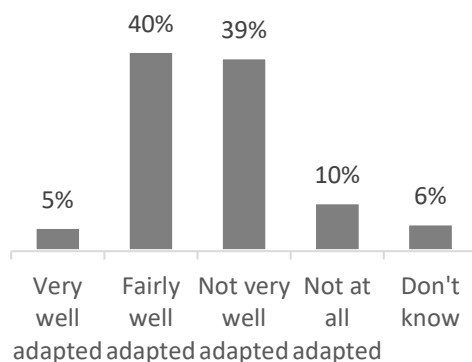
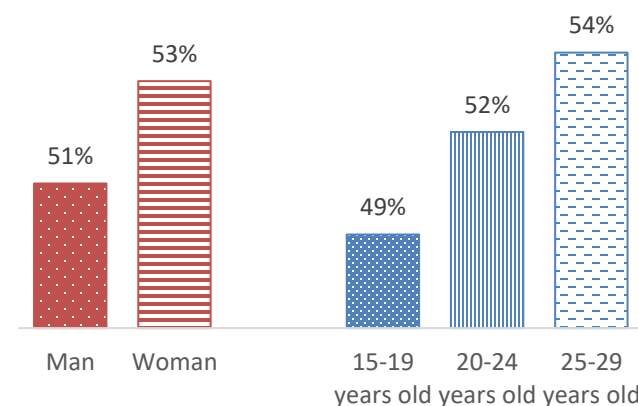


Fig. 3.9 Do you think that in Slovak Republic the education system is adapted or not to the current world of work? (%)



Regardless of gender and age, around 50% of Slovak youth consider that the education system in the Slovak Republic is not adapted to the needs of the labour market (Fig. 3.9, Fig. 3.10).

Fig. 3.10 "The education system is not well adapted to the current world of work", by gender and age



Around two thirds of Slovak youth express the feeling that young people in the Slovak Republic have been, at least to some extent, marginalized by the economic crisis (Fig.3.11). At the same time, more than half think that the impact of the economic crisis on the job market has already reached its peak (Fig. 3.12). Such opinion is less characteristic for men and those aged 15-19 years (Fig. 3.13).

Fig. 3.11 Do you have the feeling that young people have been marginalized by the economic crisis (%)

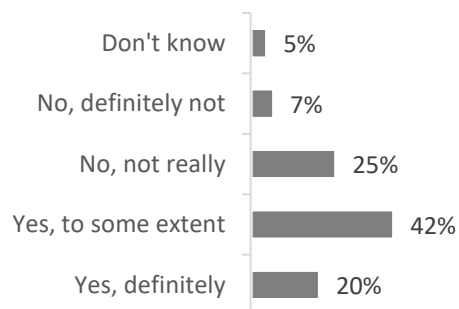


Fig. 3.12 What do you think about the impact of the economic crisis on the job market?

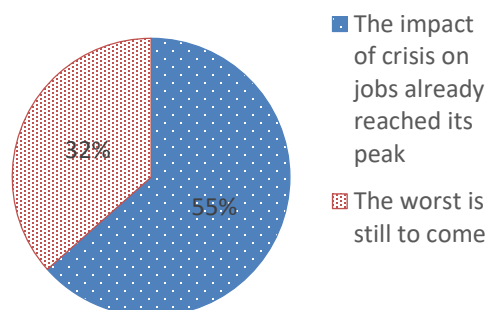


Fig. 3.13 "The impact of crisis on jobs already reached its peak", by age, gender, and place of living

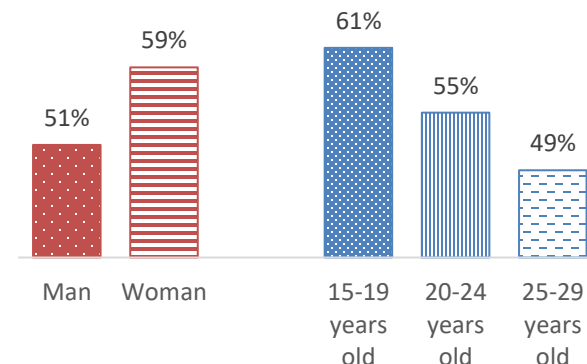


Fig. 3.14 Direction things are going in Slovak Republic (%)

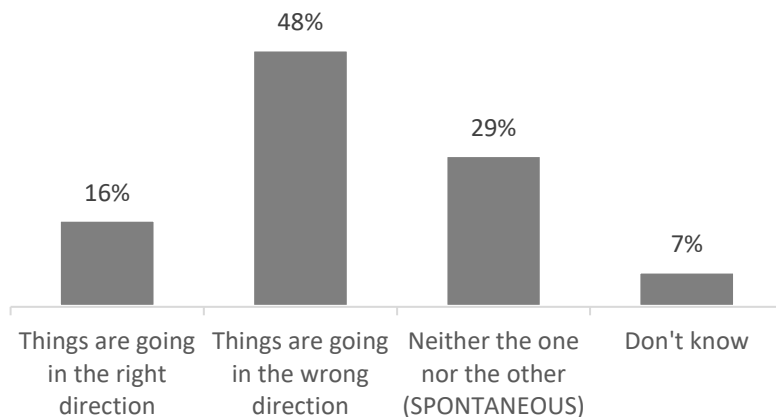
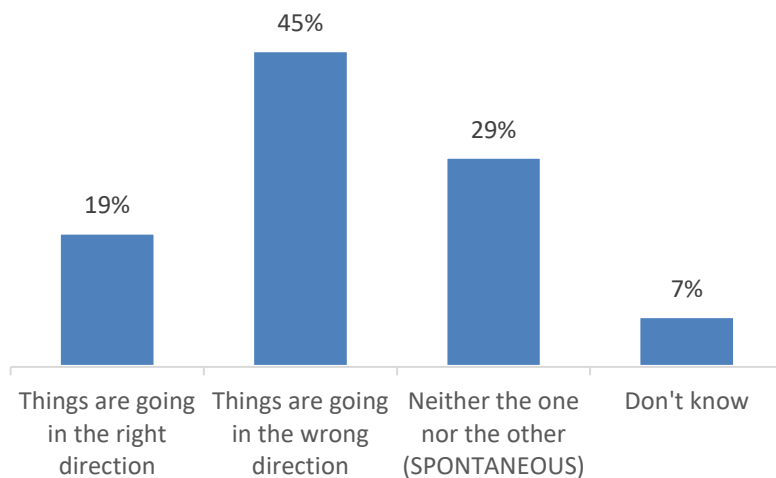


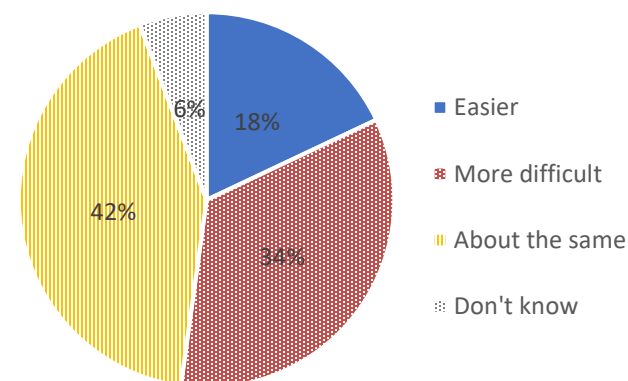
Fig. 3.15 Direction things are going in the EU (%)



About half of Slovakian youth are pessimistic regarding the direction things are heading in the Slovak Republic and in Europe, and less than 20% is optimistic about the direction taken by their country and in the EU (Fig.3.14, Fig.3.15). However, one third of Slovak youth was indecisive about the direction to which things are going at the national, and EU level.

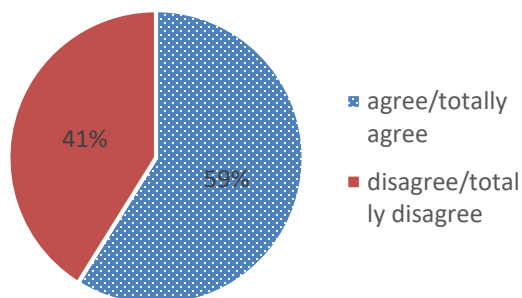
Also, one third of Slovakian youth has negative expectations about the life of the future generation in the EU, and around 40% think that the situation for the next generation will not change much (Fig. 3.16).

Fig. 3.16 Do you think that life for the next generation in EU will be... (%)



3.1.2 Perceived agency

Fig. 3.17 "My voice counts in Slovak Republic"



While around 60% of young people living in the Slovak Republic perceive their voices to be heard at the national level (59%), fewer people believe that they are heard at the European level (43%) (Fig. 3.17, Fig. 3.18). The opinion that youth voice counts at the national, as well as at the EU level, is less characteristic for women than men, and least likely to be expressed by the youngest ones (Fig. 3.19).

Fig. 3.18 "My voice counts in EU"

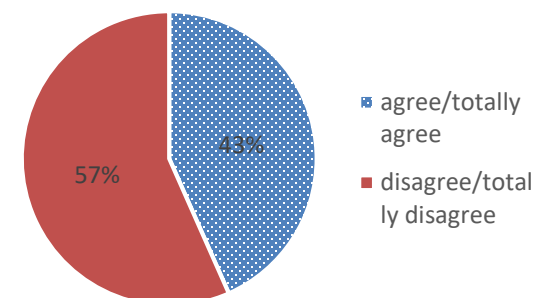
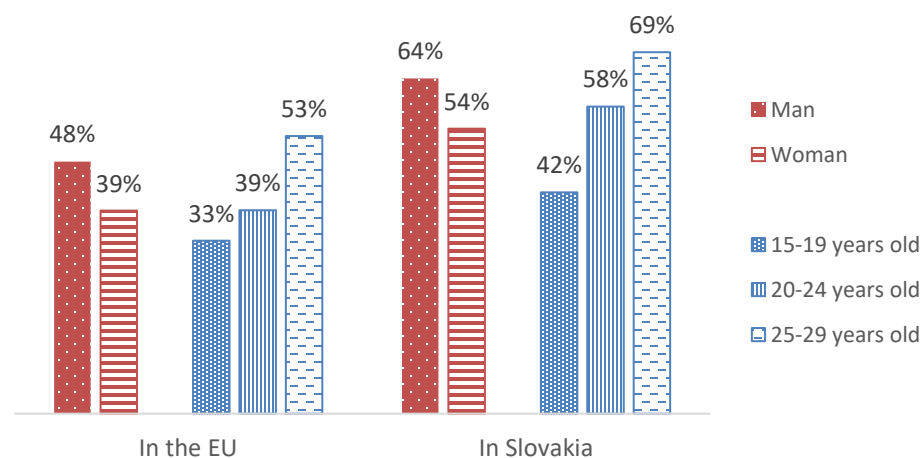
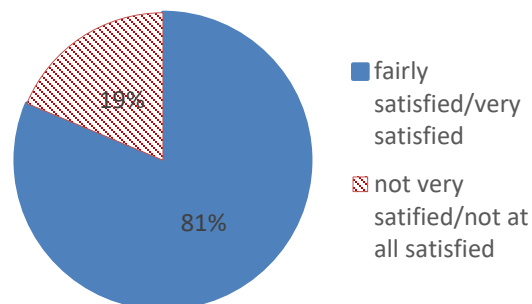


Fig. 3.19 "My voice counts" by gender and age



3.1.3 Personal situation

Fig. 3.20 Are you satisfied with your life in general?



Despite the negative evaluation of their country's situation, most Slovakian youth declare to be satisfied with their life (Fig. 3.20). While there are no gender and age differences in life satisfaction, satisfaction with life is less likely to be expressed by the unemployed (Fig. 3.21).

Fig. 3.21 Young people satisfied with their life by gender, age, employment status

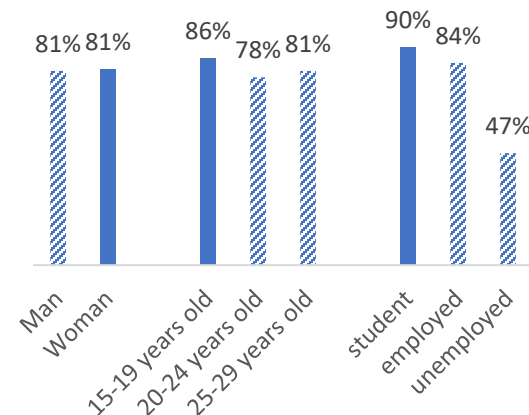
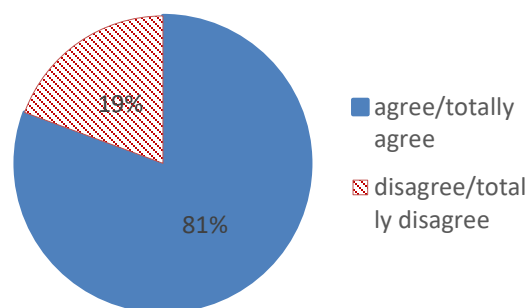


Fig. 3.22 Percentage agreement: "You have confidence in the future"



More than two thirds of youth in the Slovak Republic are quite optimistic about the future (Fig. 3.22), and there are no differences regarding gender (Fig. 3.23). This confidence in the future is the most characteristic for youth aged 15-19 years (Fig. 3.23).

Fig. 3.23 Young people who have confidence in the future by gender and age

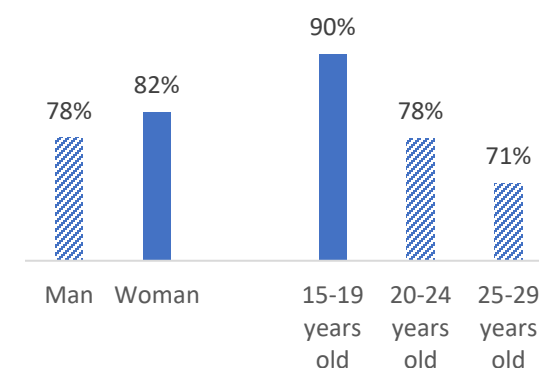


Fig. 3.24 How would you rate your personal job situation?

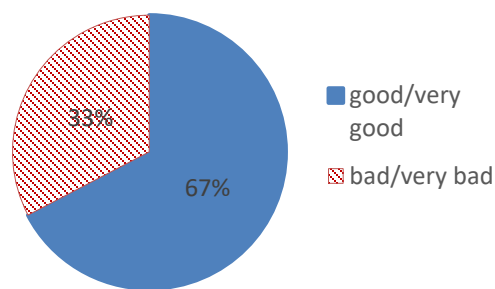


Fig. 3.25 What are your expectations for the next 12 months: your personal job situation will be...

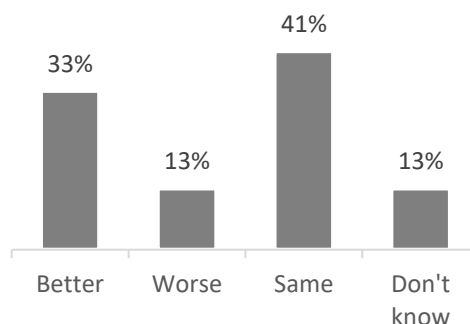
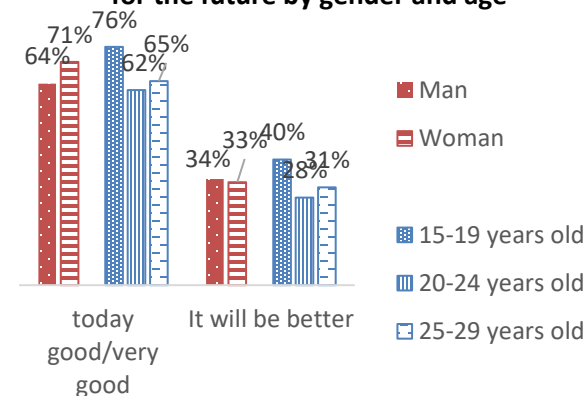


Fig. 3.26 Evaluation on the current personal job situation, and expectations for the future by gender and age



Around two thirds of youth in the Slovak Republic rate their personal job situation and the household's financial situation as good or very good (Fig. 3.24, Fig.3.27). The majority of young people consider that their personal job situation, as well as household financial situation will be the same in the near future (41%) or even better (33% job, 42%, household) while only a minority has pessimistic expectations regarding their personal job situations (13%) or household situation (14%, Fig.3.25, Fig.3.28). Positive evaluations of current and future situations are more characteristic for women and the youngest age group (Fig. 3.26, Fig.3.29).

Fig. 3.27 How would you rate your household financial situation?

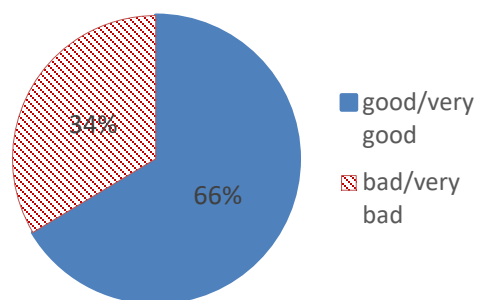


Fig. 3.28 What are your expectations for the next 12 months: the financial situation of your household will be...

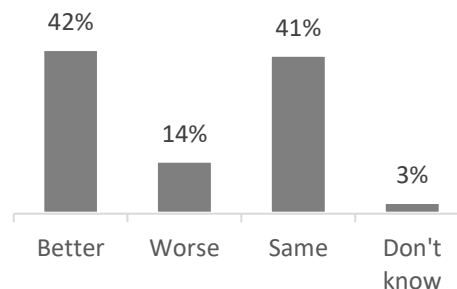
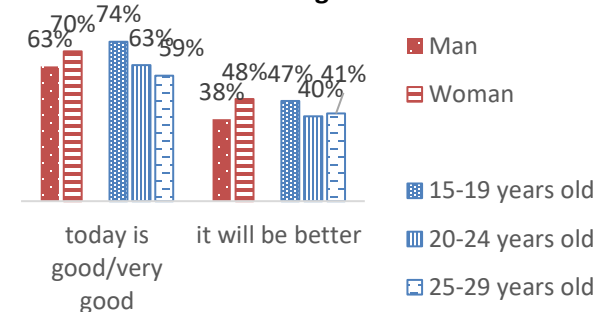


Fig. 3.29 Evaluation on the current household's financial situation, and expectations for the future by gender and age



3.2 Relation with authority

Fig. 3.30 Trust in Law & Order institutions

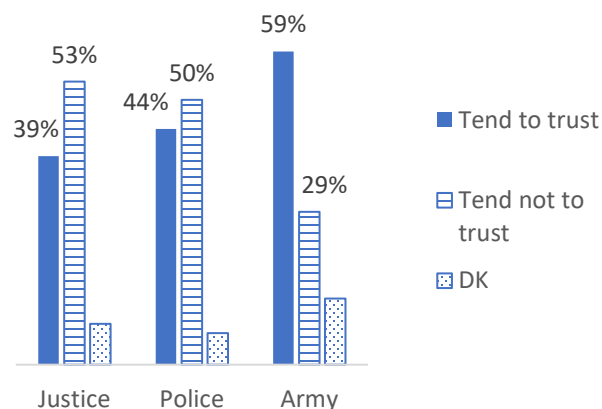
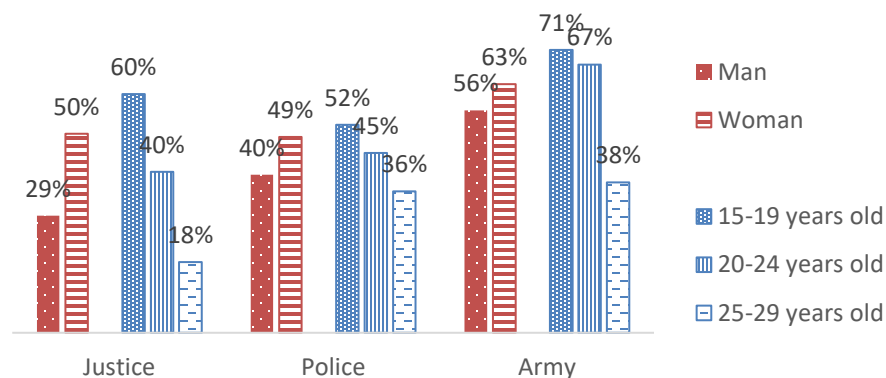


Fig. 3.31 Young people who tend to trust in Law & Order institutions, by gender and age



Among Law and Order institutions young people most frequently express trust in the army (59%), while about half express distrust in the police, as well as in the justice system (Fig. 3.30). Young people aged 25-29 appear to be the most critical of national Law and Order institutions, (Fig.3.31), while trust in Law and Order institutions is more characteristic for women than men (Fig.3.31). The majority of young people in the Slovak Republic do not trust political parties or the national parliament. Nevertheless, about half of young people trust

the local public authorities and the EU (Fig. 3.32). Youth aged 25-29 appear to be the most critical towards all political institutions, while trust in political parties, local public authorities and the EU is more characteristic for women than men (Fig. 3.33).

Fig. 3.32 Trust in political institutions

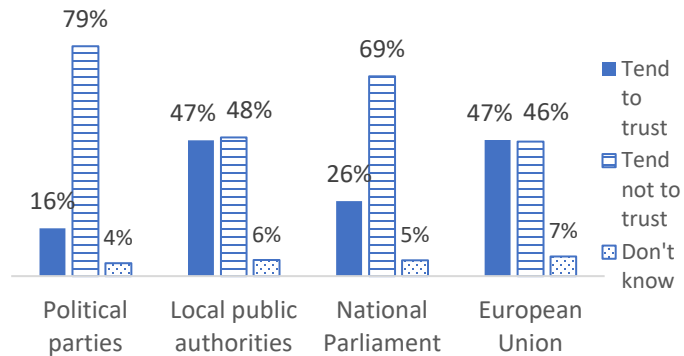
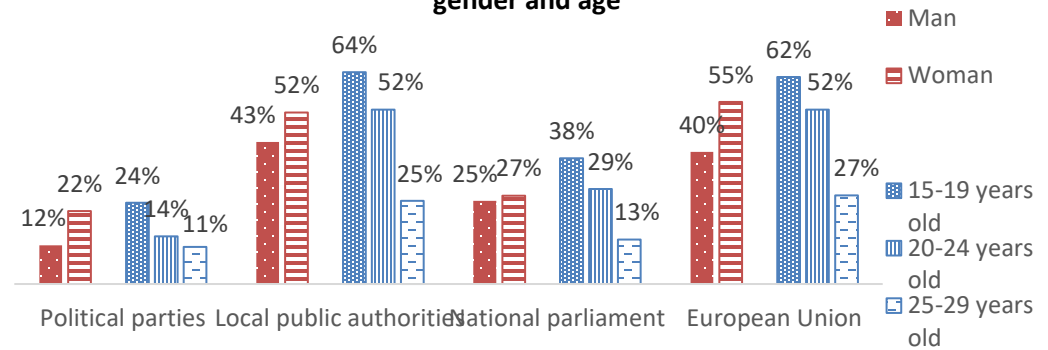


Fig. 3.33 Young people who tend to trust in political institutions by gender and age



3.3 Opinion on social issues

Fig. 3.34. % of agreement on statements regarding migration

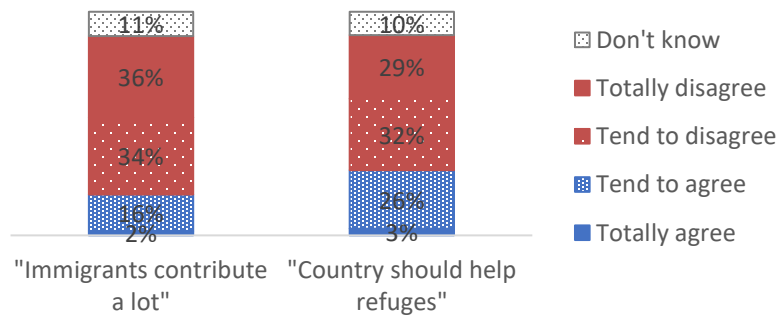
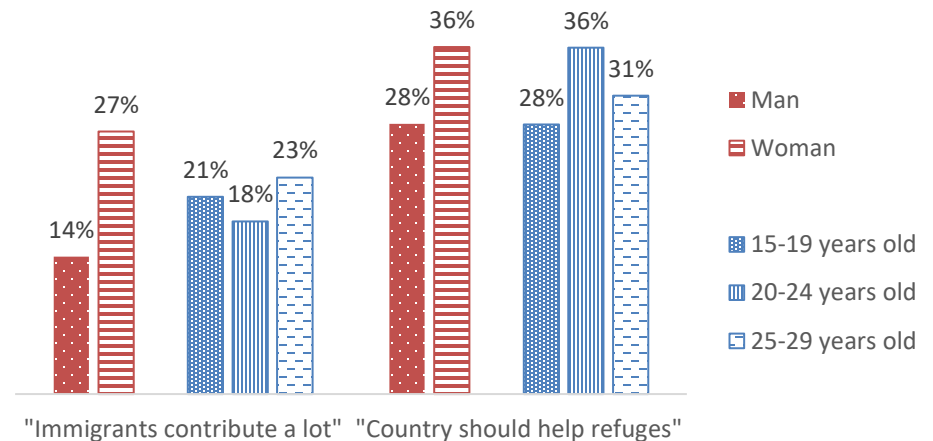


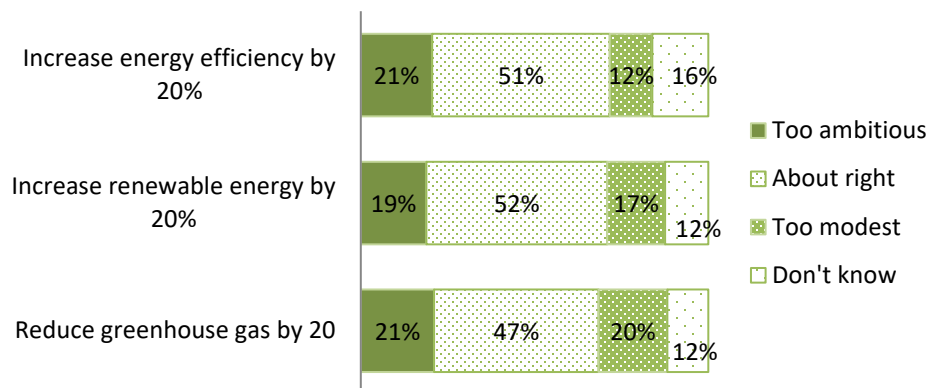
Fig. 3.35 Young people who agree with these statements by gender and age



The large majority of Slovakian youth (around 70%) don't think that immigrants positively contribute to the Slovak Republic or that their country should help refugees (Fig. 3.34). Both those views are more characteristic for men than women (Fig.3.35).

Talking about the EU H2020 goals related to the environment, about half of Slovakian young people support these goals, while one fifth consider them too ambitious (Fig.3.36).

Fig. 3.36 Do you find these H2020 goals... (%)



4. Engagement and Social Change

In this section we provide information about young people's social and political engagement in the Slovak Republic. We adopt the concept of social and political engagement, including aspects of civic engagement, formal political participation, activism and everyday engagement. In most of these cases questions are related to which forms of participation young people think are the most effective.

4.1 Civic engagement

Fig. 4.1 Best ways of participating in the public life in EU - civic engagement

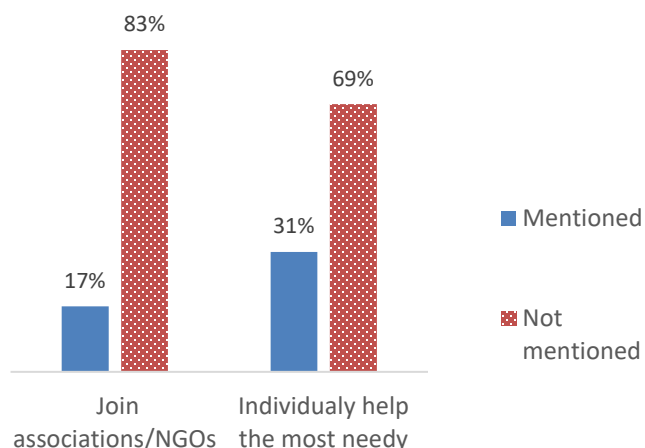
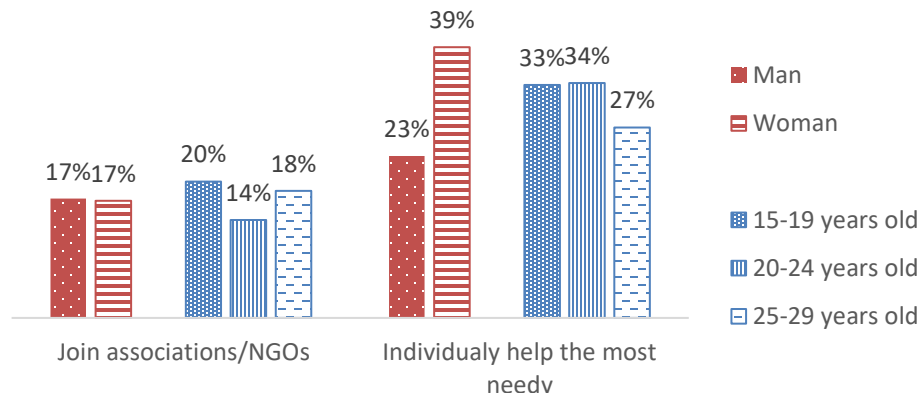


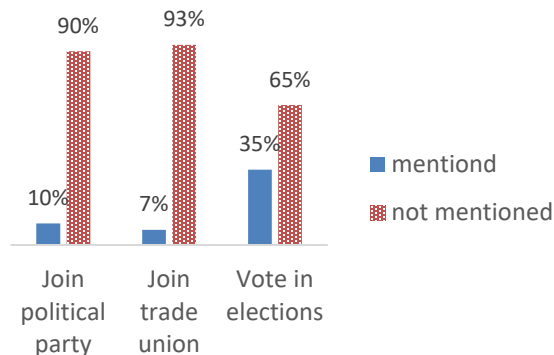
Fig. 4.2 Young people who says that individual help of the most needy is one of the best way of participation by gender and age



When asked about the best ways to participate in the public life of the EU, less than 20% of youth in the Slovak Republic mentioned membership of civic organizations, while about one third mentioned individual actions of helping the most needy (Fig. 4.1). There are no gender or age differences among youth in the Slovak Republic who consider joining civic associations as one of the best ways of participating in society (Fig.4.2). However, fewer men and fewer older respondents (25-29 years old) think that offering individual help to the most needy is the best way of participating in public life in the EU (Fig. 4.2).

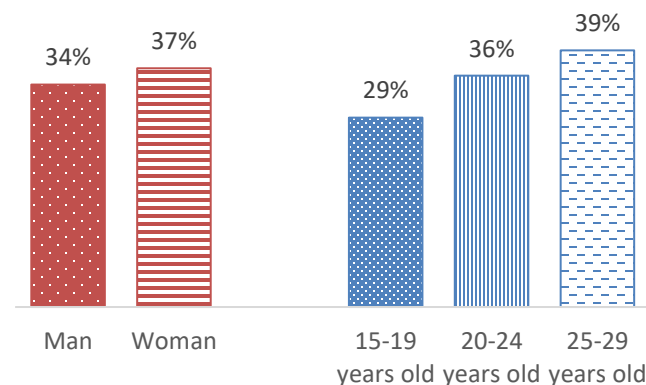
4.2 Formal political participation

Fig. 4.3 Best ways of participating in the public life of EU -Formal traditional participation (%)



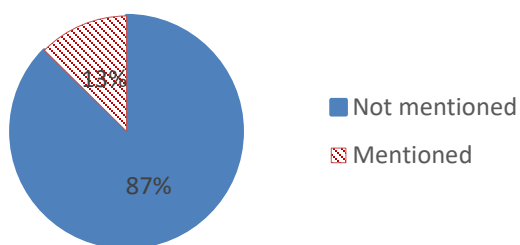
One third of Slovakian youth, regardless of gender, think that voting is still one of the best ways of participating (Fig. 4.3, Fig. 4.4). This opinion is less prevalent among the youngest age group (Fig.4.4). Additionally, a small proportion think that joining a political party (10%) or a trade union (7%) are one of the best ways of participation (Fig.4.3).

Fig. 4.4 Voting is one of the best ways of participation, by gender and age



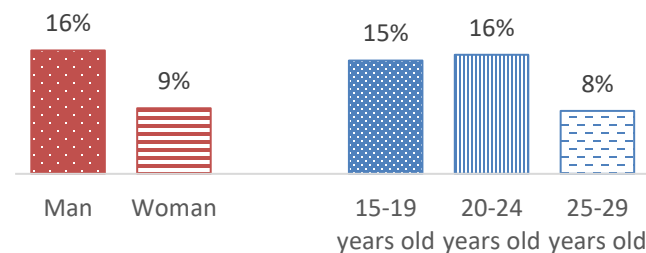
4.3 Activism

Fig. 4.5 Attend demonstrations is one of the best ways of participating in the public life in the EU - Activism



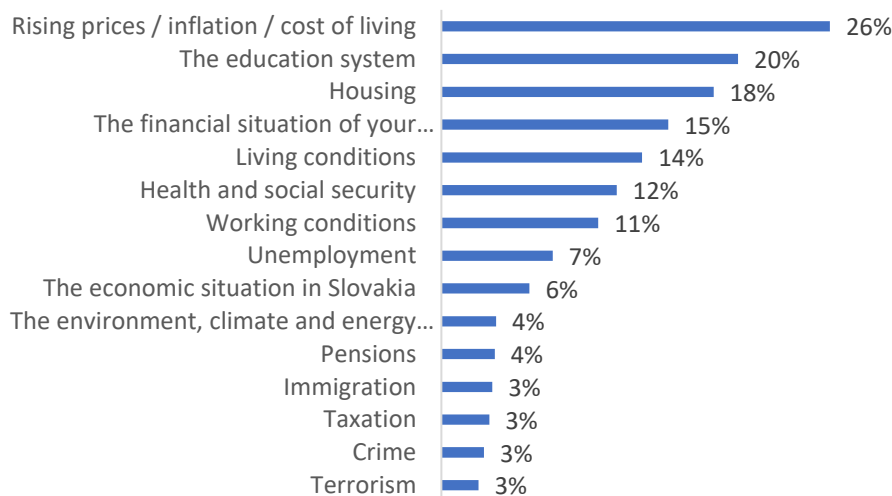
Only 13% of young people in the Slovak Republic mentioned participation in demonstrations as one of the best ways to make young people's voice heard (Fig. 4.5). This belief is less widespread among women and those 25-29 years old (Fig. 4.6).

Fig. 4.6 Attending demonstrations is one of the best ways of participation by gender and age



4.4 Everyday Engagement

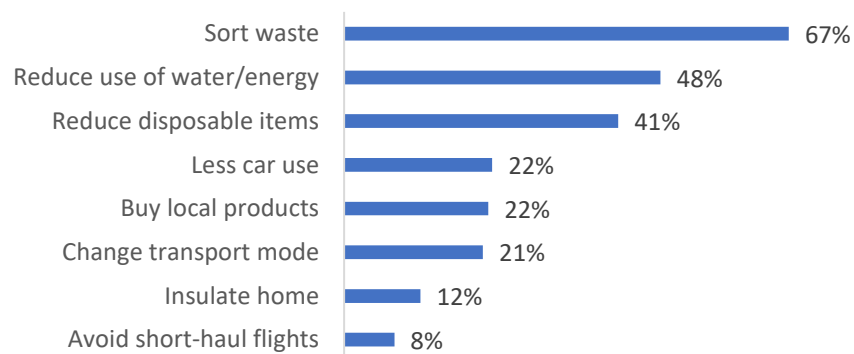
Fig. 4.7 What are the most important issues you are facing at the moment? (%) [max 2 answers]



The majority of Slovakian youth actively participate in daily life pro-environmental routines to protect their environment (Fig.4.8). Most of them sort waste (67%), have reduced their use of water/energy (48%), and have reduced their use of disposable items (41%) (Fig. 4.8).

The most important issue for a quarter of young people in the Slovak Republic is the cost of living/ rising prices (Fig. 4.7). Other important issues faced by young people in the Slovak Republic include the education system, housing, financial situation in the household, living conditions, health and social security, and working conditions. Generally, it seems that young people are much less concerned with the general economic situation in the Slovak Republic and other social issues such as the environment, pensions, immigration, taxation, crime and terrorism.

Fig. 4.8 Which of these steps have you taken personally to protect the environment?



In general, Slovakian youth express little engagement with environment issues (Fig. 4.9). About one half shows low engagement (1-2 actions), just less than a half shows moderate engagement (3-5 actions), while high engagement (6-8 actions) is characteristic for only a few (3%). Moderate/high engagement is more characteristic for women and for the older age group (Fig. 4.10).

Fig. 4.9 Engagement in environmental-friendly actions

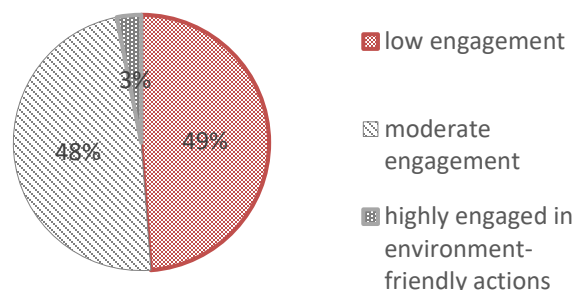
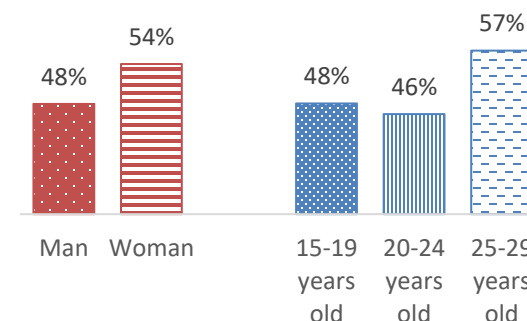


Fig. 4.10 Moderate/high pro-environmental engagement by gender, age, place of living (%)



Discussion of political matters is not very present in Slovakian youth conversation with their friends or relatives (Fig. 4.11). Only about 10% of youth discuss such matters frequently, and about half do it only occasionally. They equally often talk about local, national and European matters. Among the young people who often discuss politics, men are more involved than women in such talks on European matters, while the older ones talk more about national matters (Fig. 4.12).

Fig. 4.11 How often do you discuss political matters with your friends or relatives?

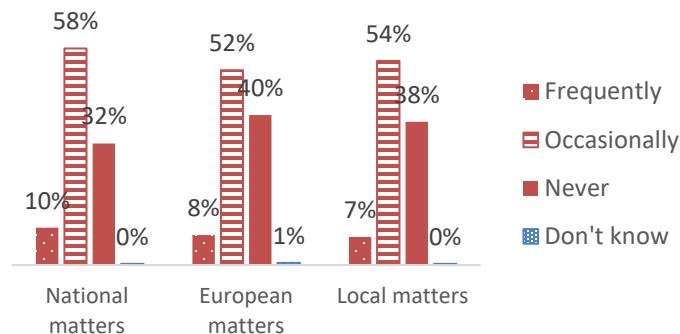


Fig. 4.12 Youth who frequently discusses political matters by gender and age

